

Subject:	Product Engineering Specification	Part No.:	BK.90225.001	Rev.: 1
		Doc. No.:	201-C	
Project Code:	BK.90225.001			Page 1 of 6
Model Name:	B225-001			

1. Purpose

1.1 This functional specification defines the performance characteristics of 300W standard power.

2. Output Characteristics

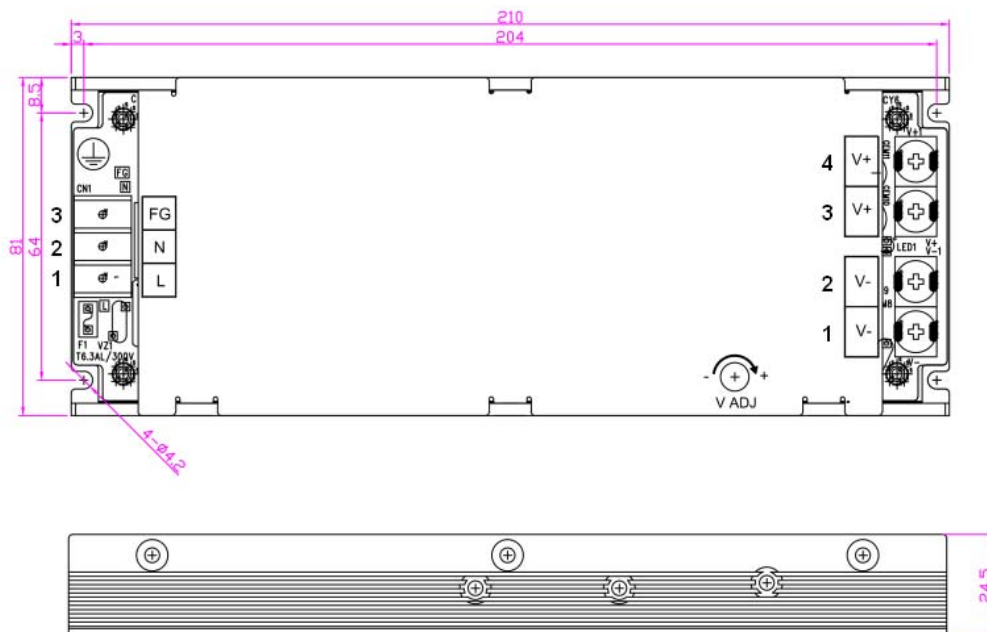
MODEL		<input type="checkbox"/> 2.8V	<input checked="" type="checkbox"/> 4.0V	<input type="checkbox"/> 5V
OUTPUT	DC VOLTAGE	2.8V	4.0V	5V
	RATED CURRENT	60A	60A	60A
	OPERATION CURRENT	0~60A	0~60A	0~60A
	RATED POWER	168W	240W	300W
	RIPPLE & NOISE	150mVp-p	150mVp-p	150mVp-p
	OPERATION VOLTAGE	2.5~3V	3.6~4.4V	4.5~5.5V
	OUTPUT VOLTAGE TOLERANCE	±2%		
	LINE REGULATION	±0.5%		
	LOAD REGULATION	±1%		
	TRUN ON TIME AND RISE TIME	<1000ms, 100ms@115Vac/230Vac at full load		
	HOLD UP TIME	≥10ms/115Vac at full load		
INPUT	VOLTAGE RANGE	90~305Vac		
	OPERATION VOLTAGE	100~277Vac		
	FREQUENCY RANGE	47~63Hz		
	EFFICIENCY (Typ.)	—	88%	—
	AC CURRENT (Full Load)	—	3.0A/115Vac, 1.4A/230Vac	—
	INRUSH CURRENT	80A peak @230Vac, Cold start at full load		
	POWER FACTOR	PF>0.98/115Vac, PF>0.95/230Vac		
	THD	THD<15% @230Vac/50Hz at full load		
	LEAKAGE CURRENT	< 0.75mA/277Vac		
PROTECTION	SHORT, OPP	Protection type : Auto-Recovery		
	OVER VOLTAGE	-	4.6~5.4V	-
		Protection type : Latch(Re-start)		
OVER TEMPERATURE		- °C ±10°C		
		Protection type : Auto-Recovery or Latch		

Subject:	Product Engineering Specification	Part No.:	BK.90225.001	Rev.: 1
		Doc. No.:	201-C	
Project Code:	BK.90225.001			Page 2 of 6
Model Name:	B225-001			

ENVIRONMENT	OPERATION TEMP.	-30 ~ 70°C (Refer to output load de-rating curve)
	WORKING HUMIDITY	10 ~ 95% RH non-condensing
	STORAGE TEMP., HUMIDITY	-40 ~ 85°C, 10~95% RH
	TEMP. COEFFICIENT	±0.03%/°C (0~50°C)
EMC	EMC CONDUCTION&RADIATION	Compliance to EN55015; FCC_Part18; CNS14115; EN61000
HI-POT	Dielectric Withstand Voltage	I/P-O/P: 3 KVAC, I/P-FG: 2KVAC, O/P-FG: 0.5KVAC
SURGE	-	4KV(L/N-PE) & 2KV(L-N)/1.2*50µsec
Insulation Resistance	-	I/P-O/P, I/P-FG, O/P-FG: >100MΩ/500VDC/25°C/70%RH
OTHERS	MTBF	220Khrs min MIL-HDBK-217F(25°C)
	DIMENSION	210 *81*25mm (L*W*H)
NOTE	<p>1. All parameters NOT specially mentioned are measured at 230VAC input, rated load and 25°C of ambient temperature.</p> <p>2. Ripple current is measured at 20MHz of bandwidth. The measured terminal is paralleled with a 47uF E-cap and a 0.1uF Ceramic cap.</p>	

Subject:	Product Engineering Specification	Part No.:	BK.90225.001	Rev.: 1
Project Code:	BK.90225.001	Doc. No.:	201-C	Page 3 of 6
Model Name:	B225-001			

3. Mechanical Drawing



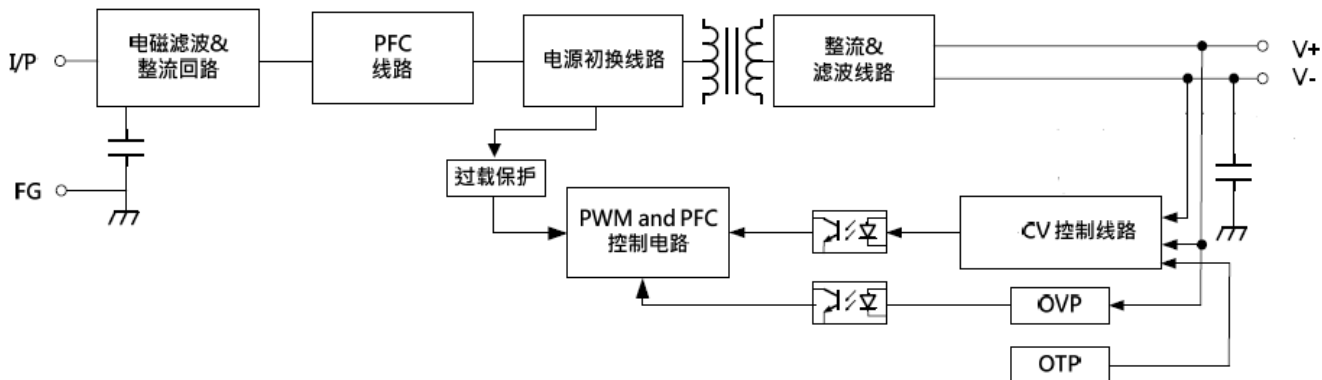
■ AC input connector (DT-25-B01W-03)

Pin No.	Symbol	Description
1	L	AC Input Line
2	N	AC Input Neutral
3	FG	Earth

■ DC output connector (PCB-50M5F)

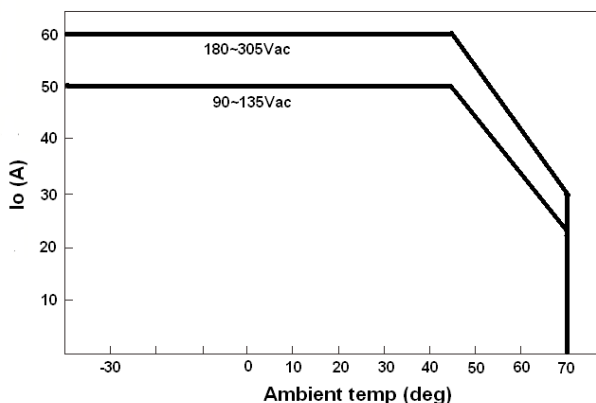
Pin No.	Symbol	Description
1,2	V-	DC Ground
3,4	V+	DC Output

4. Function Block

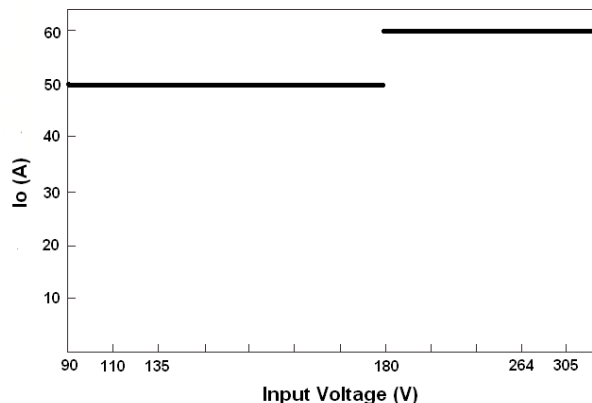


Subject:	Product Engineering Specification	Part No.:	BK.90225.001	Rev.: 1
Project Code:	BK.90225.001	Doc. No.:	201-C	
Model Name:	B225-001			Page 4 of 6

5. Output load de-rating curve



Ambient temperature vs. Output Load



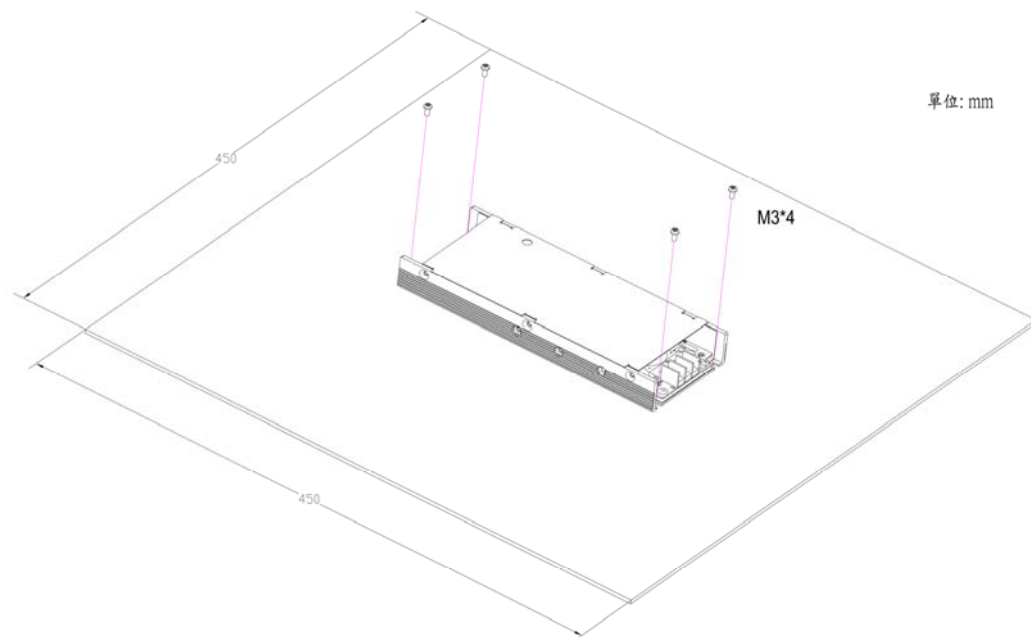
Input Voltage vs. Output Load

6. Installation Diagram

6.1 外加鋁板.

為符合"Output load de-rating curve"，電源需安裝在一片鋁板上(或相同尺寸的機殼)，建議鋁板尺寸如下圖所示

※為使電源與鋁板緊密結合，鋁板需為光滑表面或於接觸面塗散熱油以優化電源溫度性能



Subject:	Product Engineering Specification	Part No.:	BK.90225.001	Rev.: 1
Project Code:	BK.90225.001	Doc. No.:	201-C	
Model Name:	B225-001			Page 5 of 6

6.2 為保證電源散熱良好，電源週圍需留至少 5cm 空間

